

planika

PREMIUM FIREPLACES

—
FOR REAL ESTATE
& CONSTRUCTION





Fireplaces that make your development stand out.

A curated portfolio of Planika fireplaces, carefully selected for developers and contractors. These models combine simple integration with premium aesthetics – adding distinctive value to residential and commercial projects.

- No chimney or ventilation required – full design freedom in apartments and modern buildings.
- Fast and clean installation – saves time on site and reduces complexity.
 - Premium design & finishing – enhances the perception of quality and exclusivity.
- Proven worldwide – installed in high-end developments across more than 100 countries.

BONUS PROGRAMME FOR DEVELOPERS

Grow the value of your investment with Planika. Enjoy preferential pricing conditions and tailored support for larger projects.


Explore the selected models that work best in real estate projects.

INDOOR ETHANOL FIRES

AUTOMATIC ETHANOL BURNER (Net Zero® fireplace with BEV® Technology)

FIRE LINE AUTOMATIC 4 (FLA4 BURNER)

from 3 965 €



FEATURES

- Automatic refilling system
- Remote control
- Touch control panel
- Wi-Fi and mobile app
- 6 levels of flame
- Safety sensors
- Variant with larger fuel tank (FLA4+)
- Smart Home System compatible
- CO₂ sensor
- Top finish:
 - Black powder coating (standard)
 - Stainless steel (optional)
 - RAL colour (optional)

FORMA FIREPLACE (with FLA4 / FLA4+ burner)

from 5 150 €



OPTIONAL ACCESSORIES

- Glass screens
- Decorative tray with logs or stones
- Smart Home System module
- Adaptive frame with glass screens for Freestanding, Tunnel, Room Divider and Island arrangements



ARRANGEMENT OPTIONS

Arrangements that require frame with glass screens



	FLA4 / FLA4+						
	590 mm	790 mm	990 mm	1190 mm	1490 mm	1990 mm	2490 mm
	max. 3.1 kW	max. 4.4 kW	max. 7.0 kW	max. 9.4 kW	max. 13.0 kW	max. 18.0 kW	max. 22.5 kW
	3.1 L / 9.6 L	4.3 L / 13.4 L	5.5 L / 17.2 L	6.8 L / 21.0 L	8.6 L / 26.8 L	11.7 L / 36.3 L	14.8 L / 45.9 L
	max. 5.0 h / 16.0 h	max. 8.0 h / 25.0 h	max. 8.0 h / 26.0 h	max. 9.0 h / 30.0 h	max. 9.0 h / 30.0 h	max. 10.0 h / 31.0 h	max. 10.0 h / 31.0 h
	min. 31 m ³	min. 44 m ³	min. 70 m ³	min. 94 m ³	min. 130 m ³	min. 180 m ³	min. 225 m ³
	19.9 kg / 22.4 kg	24.1 kg / 32.0 kg	27.5 kg / 38.5 kg	33.0 kg / 44.0 kg	39.5 kg / 52.5 kg	49.5 kg / 67.5 kg	58.5 kg / 81.5 kg
	230 V						



Fire Line Automatic
BEV® Burner




Forma Fireplace with FLA
BEV® Burner

INDOOR ETHANOL FIRES

AUTOMATIC ETHANOL BURNER (*Net Zero® fireplace with BEV® Technology*)

NEO BURNER

from 1 805 €



FEATURES

- Automatic refilling system
- Remote control
- 2 levels of flame
- Safety sensors
- CO₂ sensor

OPTIONAL ACCESSORIES

- Tray with decorative logs and glowing fibers

NEO FIREPLACE

from 3 720 €



FEATURES

- Zero clearance
- Automatic refilling system
- Remote control
- 2 levels of flame
- Safety sensors
- CO₂ sensor

DETACHABLE SIDE PANELS



OPTIONAL ACCESSORIES

- Tray with decorative logs and glowing fibers

	NEO BURNER 500 / 750 / 1000	NEO FIREPLACE 500 / 750 / 1000
	3.1 / 4.1 / 5.9 kW	3.1 / 4.1 / 5.9 kW
	1.7 / 2.1 / 2.9 L	1.7 / 2.1 / 2.9 L
	5 / 6 / 4 h	5 / 6 / 4 h
	min. 31 / 41 / 59 m ³	min. 31 / 41 / 59 m ³
	230 V	



Neo Burner
BEV® Burner



Neo Fireplace
BEV® Burner

INDOOR WATER VAPOUR INSERT

Net Zero® fireplaces with Optimyst® Technology

COOL FLAME INSERT

from 1 890 €



FEATURES

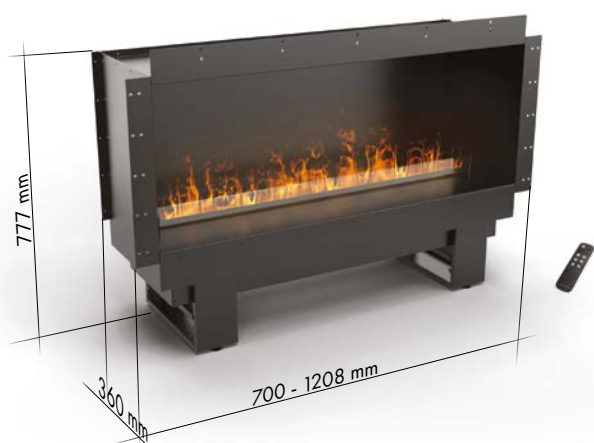
- Removable water tank - easy refilling
- Remote control
- Wi-Fi and mobile app
- Realistic sounds of burning wood
- Active LED flame color in full RGB spectrum
- Flame height regulation
- No heating function
- Finish: black powder coating
- Modular connection
- Finish: black powder coating
- Technical glass
- PRO variant with permanent water connection

OPTIONAL ACCESSORIES

- Decorative logs set
- Additional technical glass (for see-through arrangements)
- RAL top plate painting

COOL FLAME / COOL FLAME PRO FIREPLACE

from 2 340 €



FEATURES

- Features of Cool Flame / Cool Flame Pro
- Dedicated casing in 4 installation options:



Single-sided Left/Right corner Three-sided

OPTIONAL ACCESSORIES

- Decorative logs set
- RAL top plate painting

	COOL FLAME 500/1000/1500/2000 INSERT	COOL FLAME PRO 500/1000//1500/2000 INSERT	COOL FLAME 500/1000 FIREPLACE	COOL FLAME PRO 500/1000 FIREPLACE
	1.2 L / 2.4 L / 3.6 L / 4.8 L	Permanent water connection	1.2 L / 2.4 L	Permanent water connection
	max. 12 h	limitless	max. 12 h	limitless
	8 kg / 14.5 kg / 25 kg / 30 kg	9 kg / 15 kg / 25.5 kg / 30.5 kg	25 kg / 37 kg	26 kg / 28 kg
	230 V			



Cool Flame 2000 Insert
Water vapour Fireplace



Cool Flame 1000 Insert
Water vapour Fireplace


OUTDOOR / INDOOR ETHANOL FIRES

AUTOMATIC ETHANOL FIREPLACES (Net Zero® fireplace with BEV® Technology)



CABO BURNER

4 500 €



FEATURES


- Automatic refilling system
- Remote control
- Wi-Fi
- 6 levels of flame
- Safety sensors
- Weather resistant

OPTIONAL ACCESSORIES

- Protective fabric cover

CABO TABLE LAURENT / KRETA / DAZE

6 600 €



FEATURES

- Automatic refilling system
- Remote control
- Wi-Fi and mobile app
- 6 levels of flame
- Safety sensors
- Weather resistant

OPTIONAL ACCESSORIES

- Protective fabric cover

AVAILABLE FINISHING VARIANTS

- 3 finish options with **DEKTON**® by Cosentino: Laurent/Daze/Kreta

	CABO BURNER / KRETA / LAURENT / DAZE	CABO TABLE LAURENT / KRETA / DAZE
	max. 9.4 kW	max. 9.4 kW
	5 L	10.5 L
	max. 8 h	max. 15 h
	min. 94 m ³ (if used indoors)	min. 94 m ³
	230 V	230 V



Cabo Table Kreta
BEV® Outdoor Fireplace

OUTDOOR GAS FIREPITS

GAS FIREPLACES (With automatic control system)

GALIO STAR INSERT AUTOMATIC

2 970 €



FEATURES

- Automatic control system
- Fuel variants to choose before purchase: Gas Cylinder (LPG) or Natural Gas
- Remote control
- Wall switch panel
- SHS compatible
- Thermocouple
- Smooth flame height regulation
- Decorated with black diamond stones
- For custom-built housing
- Easy to install

GALIO STAR CORTEN/BLACK AUTOMATIC

4 070 €



FEATURES

- Galio star insert automatic technical features
- 2 finishing options: Corten or black powder coated steel

OPTIONAL ACCESSORIES



	GALIO STAR INSERT AUTOMATIC	GALIO STAR CORTEN AUTOMATIC GALIO STAR BLACK AUTOMATIC
	(NG) max. 16.4 kW (LPG) max. 17.3 kW	
	(NG) max. 1.5 m ³ /h (LPG) max. 1.4 kg/h	
	(NG) 20 mbar (LPG) 37 mbar	
	170 kg	370 kg



Galio Star Black Automatic
Outdoor Gas Fireplace



Galio Star Black Automatic
Outdoor Gas Fireplace

OUTDOOR GAS FIREPITS

GAS FIREPLACES (With automatic control system)

STELLA INSERT AUTOMATIC

from 2 300 €



FEATURES

- Fuel variants to choose before purchase: Gas Cylinder (LPG) or Natural Gas
- Automatic control:
 - remote control included
 - wall switch panel
 - SHS compatible
- Thermocouple
- Smooth flame height regulation
- Decorative stones
- For custom-built housing

STELLA TABLE DAZE/LAURENT/KRETA AUTOMATIC

5 200 €

FEATURES

- Stella insert automatic technical features
- 3 finish options with **DEKTON**® by Cosentino: Daze/Laurent/Kreta



OPTIONAL ACCESSORIES



	STELLA INSERT AUTOMATIC			STELLA TABLE AUTOMATIC
	500 mm	600 mm	800 mm	954 mm
	(NG) max. 4.7 kW (LPG) max. 5.1 kW	(NG) max. 9.5 kW (LPG) max. 10.0 kW	(NG) max. 16.4 kW (LPG) max. 17.3 kW	(NG) max. 16.4 kW (LPG) max. 17.3 kW
	(NG) max. 0.5 m ³ /h (LPG) max. 0.4 kg/h	(NG) max. 0.85 m ³ /h (LPG) max. 0.78 kg/h	(NG) max. 1.47 m ³ /h (LPG) max. 1.35 kg/h	(NG) max. 1.47 m ³ /h (LPG) max. 1.35 kg/h
	(NG) 20 mbar (LPG) 37 mbar			



Stella Insert
Outdoor Gas Fireplace



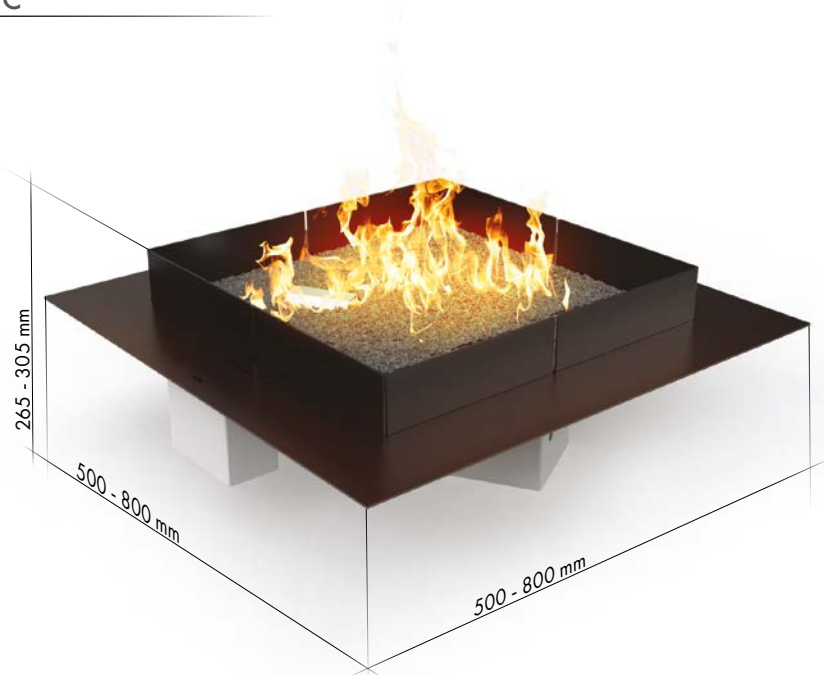
Stella Table Daze
Outdoor Gas Fireplace

OUTDOOR GAS FIREPITS

GAS FIREPLACES (With automatic control system)

MICO AUTOMATIC

from 2 300 €



FEATURES

- Fuel variants to choose before purchase:
Gas Cylinder (LPG) or Natural Gas
- Automatic control:
 - remote control included
 - wall switch panel
 - SHS compatible
- Thermocouple
- Smooth flame height regulation
- Decorative stones
- For custom-built housing

OPTIONAL ACCESSORIES



MICO AUTOMATIC			
	500 mm	600 mm	800 mm
	(NG) max. 4.7 kW (LPG) max. 5.1 kW	(NG) max. 9.5 kW (LPG) max. 10.0 kW	(NG) max. 16.4 kW (LPG) max. 17.3 kW
	(NG) max. 0.5 m ³ /h (LPG) max. 0.4 kg/h	(NG) max. 0.85 m ³ /h (LPG) max. 0.78 kg/h	(NG) max. 1.47 m ³ /h (LPG) max. 1.35 kg/h
		(NG) 20 mbar (LPG) 37 mbar	



All product specifications and data are subject to change without notice and are believed to be accurate as of the date hereof. Planika Sp. z o.o., its affiliates, agents, and employees, and all persons acting on its or their behalf (collectively, "Planika Sp. z o.o."), disclaim any and all liability for any errors, inaccuracies or incompleteness contained in any document or in any other disclosure relating to any product. To the maximum extent permitted by applicable law, Planika Sp. z o.o. disclaims any and all liability arising out of the application or use of any product. This document does not expand or otherwise modify Planika Sp. z o.o.'s terms and conditions of purchase, including but not limited to the warranty expressed therein. No license, express or implied, by estoppel or otherwise, to any intellectual property rights is granted by this document or by any conduct of Planika Sp. z o.o.. Customers using or selling Planika Sp. z o.o.'s products not expressly indicated for use in such applications do so entirely at their own risk and agree to fully indemnify Planika Sp. z o.o. for any damages arising or resulting from such use or sale. The images are indicative only.